

جدة التاريخية HISTORIC JEDDAH

Parking Guide

موقف
mawqif



المواقف المدفوعة
Paid Parking

من الساعة 12:00 ظهرا إلى الساعة 12:00 صباحا
من الساعة 12:00 صباحا إلى الساعة 12:00 ظهرا
الساعات: 24 ساعة
Monday - Thursday | 8 AM - 12 AM
Friday | 4 PM - 12 AM
Saturday - Sunday | 8 AM - 12 AM

امسح وادفع
Scan to Pay

خيارات الدفع الأخرى
Other Payment Options

SUMMARY

In response to ongoing challenges with traffic and parking in Historical Jeddah, a number of enhancements have been made to the on-street parking to improve the user and driver experience. This guide provides information on the new changes and how they operate.



Contents

On-Street Parking Map.	1
How to Pay for Parking:	2
... with your mobile phone camera.	
... by Mawgif App.	3
... with Parking Machine (Card or Cash).	5
... with Parking Machine (eWallet).	6
What are the restrictions:	7
Enforcement - Charge Notice (CN).	8
How to pay a Charge Notice.	8
What happens if you do not pay a CN.	9
Enforcement - Towing and Clamping.	9
Charge Notice Fees: On-street.	10
Towing, Storage and Clamp Removal Fees.	11
Contact Us.	12

Why do we need to manage the parking?

- Reduce idling and improve air quality.
- Improve traffic flow.
- Ensure drivers park correctly and do not cause an obstruction.
- Improve business activities by increasing the turnover of parking spaces.
- Improved availability of spaces for visitors.

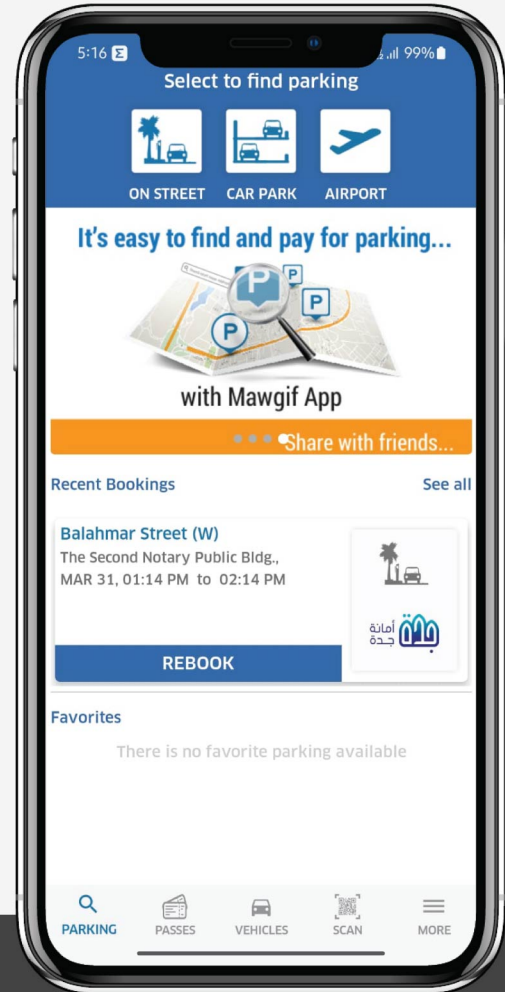
The quickest way to pay for parking in the Historical Jeddah is by using the

Mawgif App



To register you will be asked to enter your first name, surname, email address, mobile phone number and a password. When you have registered you will be taken through a user guide to assist you in navigating the app. You will be asked to register your car plate number.

Note: To maximize the efficiency of the App you will need to allow the App to access your location in the phone's settings.





To park in Historical Jeddah you will need to:

- Select pin for your location from the on-screen map in the Mawgif App.
- Select the period you wish to park for.
- Pay by your chosen payment method in the app (Apple Pay, MADA, Visa, Master Card and eWallet).

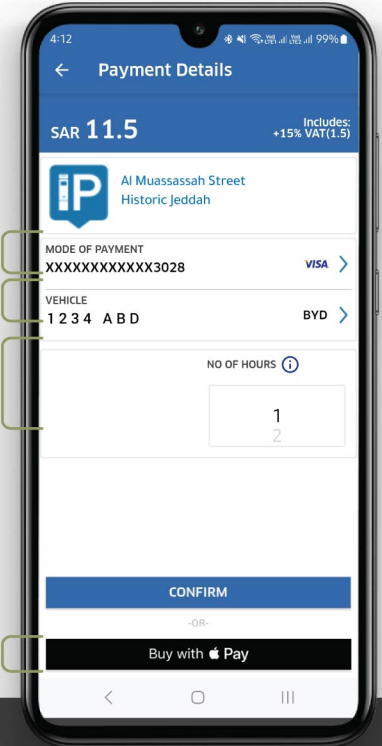
“Your parking session is ticketless. You can extend your parking period in the App.”

Select payment method

Select your car

Select hours

For ios only



Pay with Parking Machine (Card or Cash)

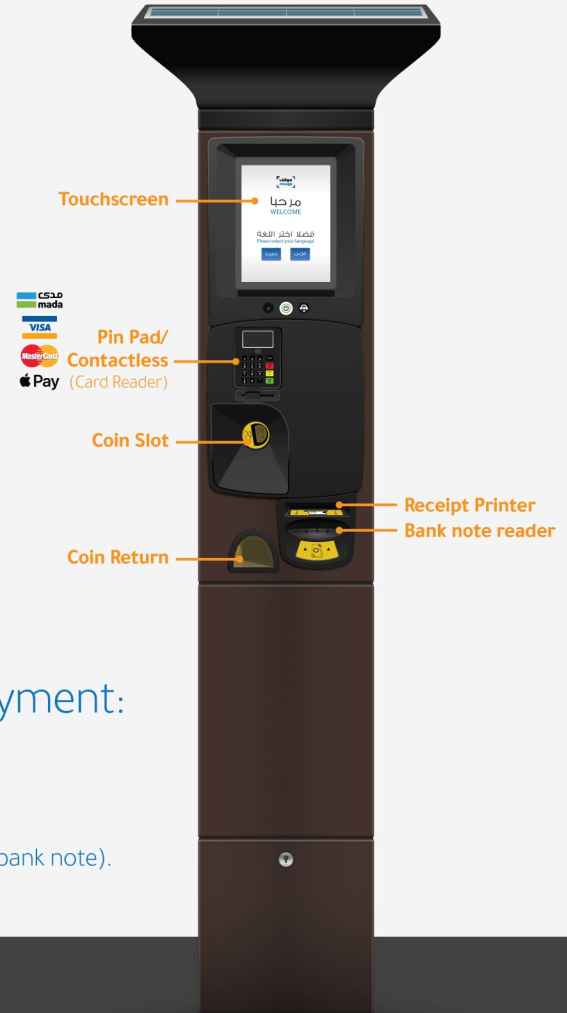
If you do not have mobile phone or the Mawgif app and it is more convenient for you to pay by cash or card, you can pay at the parking machine, which is located close to the space you parked in.

1. At the machine, first enter your vehicle plate details.
2. Select the parking code if requested.
3. Select the period you wish to park for.
4. Make payment from your selected payment method.
5. Take the ticket from the parking machine and must be clearly displayed on the dashboard, face-up, to prevent a CN.



There are three methods of payment:


- Cash (coins).
- Credit / Debit card.
- Apple Pay.
- e-wallet (create an account, reload an account with bank note).





How to pay parking with Wallet

eWallet Services

- Create eWallet Account.
- Reload eWallet.
- Pay for Parking.  Parking-related charges
- Pay CNs.

What is eWallet?

A program that enables you to create an eWallet account and use it to pay parking-related charges



Create eWallet Account

1. At the parking machine, select eWallet.
2. Select Create.
3. Enter required information (mobile number & PIN).
4. Select reload method and load money on your newly created eWallet account.
5. Keep your eWallet receipt for future reference.



Pay for Parking

1. At the nearest parking machine, select Parking option.
2. Enter plate details.
3. Select eWallet as payment method.
4. Enter your eWallet information.
5. Select period you wish to park for, then confirm.
6. Obtain the ticket from the machine and display clearly, face up, on your vehicle's dashboard.

المواقف المدفوعة
Paid Parking



من السبت إلى الخميس | من ٨ صباحًا إلى ١٢ صباحًا
الجمعة | من ٤ مساءً إلى ١٢ صباحًا
ساعات رمضان | ٢٤ ساعة / ٧ أيام

Saturday - Thursday | 8 AM - 12 AM
Friday | 4 PM - 12 AM
Ramadan Hours | 24 Hours / 7 Days

امسح و ادفع
Scan to Pay

أو زيارة: scan-to-pay.mawajifservices.com/MOC?lang=ar



Apple Pay | Visa | Mastercard

خيارات الدفع الأخرى
other Payment Options



80006636

www.mawajif.com

مواجيف

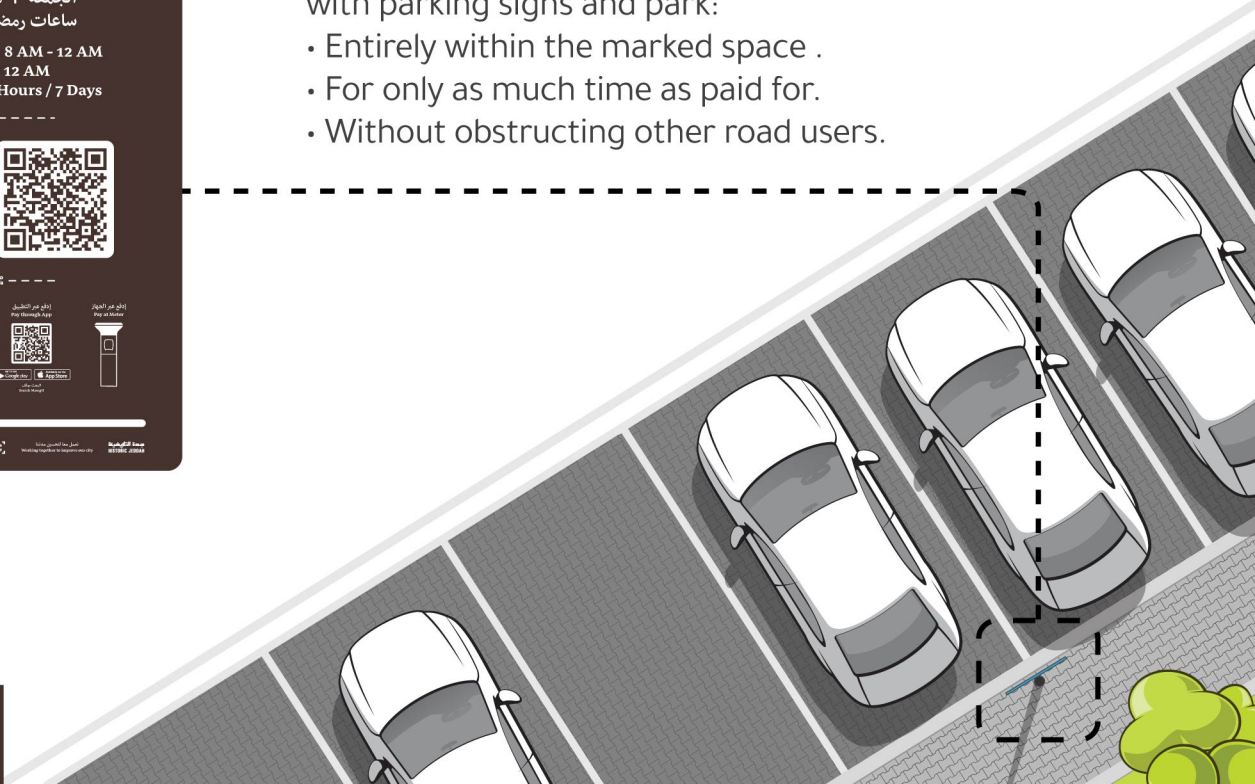
مركز خدمة العملاء
Customer Support Center

مركز خدمة العملاء
Customer Support Center

What are the restrictions?

Parking is to be conducted with consideration for other road users. Drivers must comply with parking signs and park:

- Entirely within the marked space .
- For only as much time as paid for.
- Without obstructing other road users.



Enforcement Charge Notice

Parking Enforcement Officers will regularly patrol Historical Jeddah to ensure that drivers are complying with the parking rules. CN will be issued to vehicles that:

1. Parking without payment.
2. Exceed the maximum time allowed to park.
3. Do not park wholly within the parking space.

A CN will be issued to a vehicle for the 1st violation, a 2nd violation will be enforced by clamping and for a 3rd violation the vehicle will be removed.



How to pay a Charge Notice

If you have received a charge Notice, you have 30 days to pay the fine. Payment can be made in the following ways:

- By the Mawgif App.
- At the customer counter at the Parking Office.
- By eWallet.

Customers can check their violations or charge notices through multiple channels, including the Mawgif Application, Mawgif Website, or by contacting the Unified Customer Care Number: 920006636

What happens if you do not pay a CN

If you do not pay a CN within 30 days:

- Your vehicle may be clamped or towed to the Pound.
- Charges for towing, storing, and processing will accumulate and must be settled before your vehicle is released.
- Your information might be shared with relevant Government agencies and prevent you from proceeding with registration and other activities.

Impounded vehicles that are not claimed within 3 months will be disposed off.

Enforcement Towing and Clamping


Vehicles may be clamped or towed if they:

- Cause an obstruction (i.e. double parked or obstructing a junction or pedestrian crossing).
- Are parked in an official reserved/prohibited parking space.
- Parked in a bus stop or bus pick up/drop off area.
- Parked wholly or partially out of the parking space.

The owner of the vehicle is responsible for all towing, storing, and processing charges that accumulate.

*For towing/clamping/storage charges, see page 12.

*See Page 1 - On-street Parking Map for the pound location.



Charge Notice Fees: On-street

Violation Codes	Violation Types	Amount	Escalation
1st Violation Group			
1.01	The use of parking space without paying the parking fee	₤ 200	2nd violation - Clamping 3rd violation - Removal to the pound
1.02	The expiry of the paid parking period without vacating the parking space	₤ 100	2nd violation - Clamping 3rd violation - Removal to the pound
1.03	Exceeding the maximum time allowed for the parking space (Max 24 hours)	₤ 100	2nd violation - Clamping 3rd violation - Removal to the pound
1.04	Parking contrarily within the paid parking space	₤ 100	2nd violation - Clamping 3rd violation - Removal to the pound
2nd Violation Group			
1.05	Parking in a reserved parking space	₤ 300	Clamping/Towing/Pound
1.06	Parking in a restricted space	₤ 300	Clamping/Towing/Pound
3rd Violation Group			
1.07	Placing barriers, obstructions, forgery, or closing a parking space without a permit	₤ 400	Cost of removing
4th Violation Group			
1.08	Parking in the emergency designated areas	₤ 900	Towing/Pound
1.09	Parking at the entrances and exits of buildings	₤ 500	Towing/Pound


Towing and Vehicle Storage Charges

Vehicles that cannot be towed for any reason will be clamped and clamp fees will be applied

Towing/Removals	Light Vehicles/Motorbikes	Large Vehicles/Buses Trucks and Vans	Daily Storage - Light Vehicles/Motorbikes (Incurred from day 2)	Daily Storage - Large Vehicles/Buses, Trucks and Vans (Incurred from day 2)
	₹ 250	₹ 1,250	₹ 20	₹ 50

Clamp Removal Fee

Light Vehicles/Motorbikes	Large Vehicles/Buses Trucks and Vans	Broken Clamp Fee
-	-	₹ 1,100



For further information on the parking scheme

- or -

How to park or pay in Historical Jeddah

Please visit:
mawgif.com

or call the Mawgif Customer Service:
920006636